



Nova Scotia Youth Wind Ensemble Clarinet Audition Protocol, 2019-2020

Applying to join the Nova Scotia Youth Wind Ensemble takes three steps, all of which will be described in detail in this document.

- 1. Register on the website**
- 2. Complete an online application form**
- 3. Record your audition and send it to the Nova Scotia Youth Wind Ensemble.**

1. Register on the Website

Go to www.nsywe.com and click on Home, and choose Register on the NSYWE website. Complete the website registration form. You will receive an e-mail noting that your application has been received and a second e-mail after your registration has been approved or declined. If you do not hear back within 48 hours, please e-mail Hope Gendron at nsywe@eastlink.ca.

If you were a member of NSYWE in 2018-2019, you do not need to register on the website; your membership is carried over.

2. Nova Scotia Youth Wind Ensemble Application Form

Fill out the online [NSYWE 2019-2020 application form](#).

3. Auditions

There are three elements of your playing audition:

- Scales
- A musical excerpt of your choosing, up to one minute long
- Required excerpts

Please record an audio file (.mp3) or video file (.mp4). You can make a recording file for each element or combine them all in one file. If you combine them into one file, it may be too large to send by e-mail.

[iPhone](#)

[Android](#)

Name your file(s) as follows: Instrument-Name-Part Recorded. For example, if you send scales, a solo, and the required excerpts in one file, your attachment might read: **FluteSmithAll.mp4**.

If you send each part as separate files, your attachment could be named: **TromboneTomJonesScales.mp4**.

Do not put spaces in your instrument name (i.e., FrenchHorn) or your name (i.e., JoanSmith). Use first and last names because sometimes more than one person with the same last name applies to the ensemble.

If the file is too large to attach to an e-mail, upload it to YouTube as a private file and include the link when you e-mail your completed NSYWE application form. You will need a free Google account (www.google.com). Instructions for uploading a private YouTube video are at <https://www.youtube.com/watch?v=kIVWGHtRTuE>.

Your audition will only be considered after you have:

- Registered at the NSYWE website
- Completed your NSYWE application form
- E-mail your audition file(s) or YouTube links to NSYWE

Audition Part 1: Scales

Please play three scales:

- (a) two-octave chromatic scale, all slurred, starting on any note
- (b) E \flat major concert scale, two octaves, played quickly in full control; if possible, with a slur-2/tongue-2 pattern:






- (c) G major concert scale, two octaves if possible, your choice for speed and articulation

Audition Part 2: Own Choice Playing Sample

Please play 30 seconds to one minute of any solo, étude or excerpt from a work that you can play well. Please count any rests shorter than two measures; otherwise, skip ahead to your next entrance after a measure or two.

Audition Part 3: Required Excerpts

- (a) Fast excerpt (Between 120-144 BPM)



(b) Slow excerpt (Between 50-60 BPM)

The musical score consists of three staves of music in treble clef. The first staff contains measures 47, 48, 49, and 50. Measure 47 starts with a mezzo-piano (*mp*) dynamic. Measures 48 and 49 feature eighth-note patterns with slurs. Measure 50 begins with a dynamic swell leading to a mezzo-forte (*mf*) dynamic, marked with a 'D' in a box above the staff. The second staff contains measures 52, 53, and 54. Measure 52 starts with a mezzo-forte (*mf*) dynamic. Measures 53 and 54 feature eighth-note patterns with slurs and are marked with a '3' below the staff. The third staff contains measures 55, 56, 57, 58, 59, and 60. Measure 55 starts with a forte (*f*) dynamic. Measures 56 and 57 feature eighth-note patterns with slurs and are marked with a '3' below the staff. Measure 58 begins with a mezzo-piano (*mp*) dynamic. Measures 59 and 60 feature eighth-note patterns with slurs. The score includes various musical notations such as slurs, accents, and dynamic markings.

Questions?

If you have any questions about registering on the Nova Scotia Youth Wind Ensemble website, completing the application form or the musical auditions, please e-mail Hope Gendron at nsywe@eastlink.ca.

Thanks for your interest in the Nova Scotia Youth Wind Ensemble!